



## Access Pack

This is to help anyone with an access requirement follow how to get to and enjoy the event with the most appropriate access provisions we can provide. Please see our table of features and a route map with location and timing details below.

For more information or any queries, please contact:

[hippodromeaccess@birminghamhippodrome.com](mailto:hippodromeaccess@birminghamhippodrome.com)

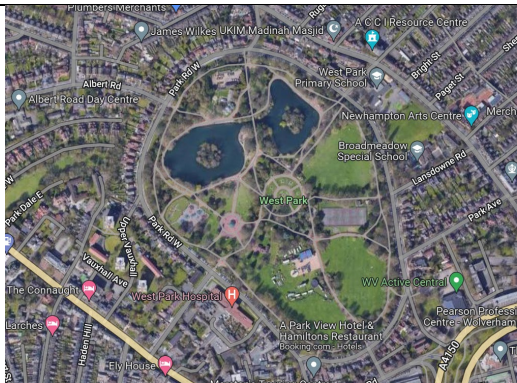
### **Show Times: Sunday 28<sup>th</sup> August**

1:45pm (Doors open at 12pm)





7:45pm (Doors open at 6pm)

**Preshow & Performance Run-Time:** approx. 2 hours 30 minutes

**Performance Run-Time:** Approx. 1 hour 15 minutes

Accessible Facility	How do I access it?	Pictures / Links
The Show Content	<p>Things to expect within the show:</p> <ul style="list-style-type: none"> <li>- Everything is outside so please dress for the weather.</li> <li>- Loud music sung by the performers</li> <li>- Choreographed dancing</li> <li>- Bright lighting</li> <li>- Cameras</li> </ul> <p>Ear defenders are available if you wish to borrow them. Please ask a member of staff.</p>	<a href="https://youtu.be/qJnJxyslOuk">https://youtu.be/qJnJxyslOuk</a>
Accessible Parking Nearby	Limited parking is available around the perimeter of the park. This includes a small amount of accessible parking spots.	
Public Transport	<p>By Bus: <a href="#">1 891</a> Merridale, Connaught Road bus stop (6 min walk)</p> <p>By Train: <a href="#">West Midlands Railway</a> Wolverhampton Train Station (22 min walk or</p>	

	<p>take bus number <a href="#">1</a> to Merridale, Connaught Road bus stop)</p> <p>By Tram:  <a href="#">West Midlands Metro</a>  The Royal, Sharrocks Road (30 min walk)</p> <p>Wolverhampton Train Station is equipped with Step free access, Induction loops and access ramps.</p> <p><b>Helpline: 0333 311 0039</b></p>	
Terrain	<p>The majority of the entrance into the venue is paved and There is some slight uneven terrain within the park, however this will be covered with track to allow a greater access into the audience viewing area.</p>	
Accessible Viewing Area	<p>An accessible viewing area will be in place within the venue. If assistance is needed to reach the area, please ask a member of our front of house staff.</p>	
Accessible Entry	<p>A separate queue will be positioned next to the main entrance for guests that may require it.</p>	

Audio Description	Audio Description will be available at the 1.45pm performance on Sun 28 Aug. Please ask one of our front of house staff before the performance and they can assist you with collecting a headset. If you have more questions regarding Audio Description, please contact our team at <a href="mailto:hippodromeaccess@birminghamhippodrome.co.uk">hippodromeaccess@birminghamhippodrome.co.uk</a> before attending the performance.	 
BSL	BSL interpreting will also be throughout each performance as standard. Should you require further assistance please contact us before arriving at the venue at <a href="mailto:hippodromeaccess@birminghamhippodrome.co.uk">hippodromeaccess@birminghamhippodrome.co.uk</a> to speak to one of our front of house team before the performance.	
Seated Areas	In addition to the accessible viewing area, we encourage you to bring your own forms of seating whether that be picnic blankets or camping chairs into the space for the performance as no seating will be provided by the venue.	
Accessible Toilets	Accessible portable toilets will be provided onsite	