






Hello!



You are coming to Birmingham Hippodrome



	<p>Getting to the theatre</p>
	<p>You may come by taxi, train, bus or car or even walk some of the way.</p>
	<p>This is the outside of Birmingham Hippodrome.</p> <p>Walk across the rainbow to the entrance doors.</p> <p>Look at the big sign!</p>
	<p>Walk through these doors.</p> <p>There may be a lot of people waiting to come in the doors too.</p>




## Inside Birmingham Hippodrome



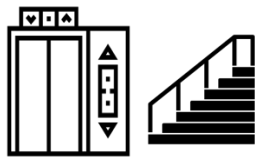
Walk through the foyers. You can go up the ramp or up the stairs.



It may feel a little busy here.



There are 4 levels in the theatre. Your seats may be in the stalls (that is down the stairs) or the circle (that is up the stairs).



Use the stairs or lifts to go up or down.



There are accessible toilets on every level in the theatre.

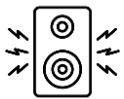


Ask a member of Hippodrome staff for help.



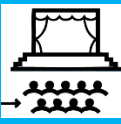







If you feel sad, worried, or even a little frightened at any time...

...we have a breakout space located in one of our event spaces, please ask a member of staff to access this.



If the lights are too bright, we have dark glasses...

or the music is too loud, we have ear defenders

 	<p><b>Take your seats!</b></p>
	<p>When it is time for the show to start, you will go into the auditorium. This is where your seats are!</p>
	<p><b>Leaving the theatre</b></p>
 <p>or</p>   	<p>The show has finished, and it is time to go back to school or college or home.</p> <p>Wait for your teacher, carer or parent to lead you out.</p> <p>There are lots of people going out too.</p>



But if you do get lost – ask a member of Hippodrome staff to help.

Goodbye and thank you for coming.